

Sensitivity

Sensi Therapy

Soothing treatment that regulates skin's sensitivity with a cocktail of specialized ingredients for irritated and sensitive skin.

Professional cosmetic treatment for sensitive, irritated skin and skin with couperose. It reduces the skin's redness and enhances its defense against irritants. At the same time, it moisturizes the skin, strengthens and protects the skin barrier. This treatment is based on the action of cosmetic products containing high concentrations of ingredients that regulate sensitivity and soothe the skin in synergy with a special peeling and cellular stimulating system.

Main action

Regulates the sensitivity of the epidermis, soothes the skin.

Secondary action

Hydration, skin barrier protection.

Skin concerns

Sensitivity, couperose, eczema (atopic dermatitis).

Contraindications

Contraindicated in skin herpes zoster.

Skin types

All skin types.

Key ingredients

Folic Acid, Provital D3, Vitamin B Complex, Redyless, Celligent, Dermasooth, Glycofilm, Azulene, Chamomile Oil, Calmosensine, Panthenol, Aloe Vera, Bisabolol.

Suggested applications: 4-8, based on the skin condition. This protocol can also be applied either once for preventively or systemically for skin's sensitivity regulation.

Session duration: 40 minutes

Repeatability: 2 times a week

Maintenance: Once per month

Step 1: Cleansing System

The main goal of cleansing is to remove impurities and makeup from the skin.

Sensitive Cleansing Gel

Cleanse the face and neck thoroughly with Sensitive Cleansing Gel and remove using a wet cotton pad.

(Duration: 3 minutes)

Step 2: Enzymatic Exfoliating System

At this stage we combine enzymatic exfoliation with cellular stimulation and renewal of the skin. We apply a special skin-sensitive exfoliation system in **2 stages**:

2a. Exfoliating Enzyme Mask (1.5g) & Exfoliating Enzyme Lotion (3ml) (eye contour area)

The choice of enzymatic peeling in the delicate skin area around the eyes offers exfoliating synergy without irritation thus lightening and eye protection. Apply Exfoliating Enzyme Mask (Papain, Bromelain, Kaolin) and Exfoliating Enzyme Lotion (L-Arginine) to the eye contour area. Use: Mix 1.5 g powder with 3ml lotion in a bowl to make a paste and spread around the eyes with a small brush. *(Duration: 7 minutes)*

2b. Sensitivity Peeling (0.7-1ml)

Apply 0.7-1 ml Sensitivity Peeling (Lactic Acid 9.9%, Prickle Pear Extract 2%, Urea 10%, Panthenol 1.5%. / pH~3) and leave on for 7 minutes and do not remove. In case of irritation, rinse with water and move to the next step. *(Duration: 7 minutes)*

Remove the Exfoliating Enzyme Mask from the eye contour after 7 minutes from its application.

(Total duration: 14 minutes)

Step 3: Hydra Calming System

At this step, the vitamin B complex in synergy with folic acid reduce the skin's irritation, hydrate and relieve the skin from erythema.

3a. Vitamin B Complex Serum (1ml) & Folic Acid (B9) Serum (1ml)

On dry, oil-free skin apply 1ml Vitamin B Complex Serum on the face and neck and allow it to be absorbed or ionize to the negative pole. Continue with 1ml of Folic Acid (B9) Serum on face and neck and lightly massage until absorbed (do not ionize).
(Duration: 4 minutes)

3b. Eye Shine Mask (1ml) & Azulene Calming Mask (2ml)

Apply the 2 masks combined to the eye contour area, face and neck. Apply 1ml of Eye Shine Mask to the area around the eyes and 5ml of Azulene Calming Mask to the rest of the face and neck. Leave on the masks on for 15 minutes and remove both masks with water. (Duration: 15 minutes)

(Total duration: 19 minutes)

Step 4: Hydra Protecting System

This stage aims to relieve irritation and erythema, strengthen the skin barrier and protect the moisture water balance with Provital D3 serum and Hydra Calming Cream, in 2 stages:

4a. Provital D3 Serum (1ml)

On dry, oil-free skin apply 1ml Provital D3 Serum on the face and neck and allow it to be absorbed or ionize to the negative pole. (Duration: 2 minutes)

4b. Hydra Calming Cream (2ml)

Apply 2ml Hydra Calming Cream and massage gently until it is absorbed.
(Duration: 1 minute)

(Total duration: 3 minutes)

Step 5: Sun Protection

Optionally, apply 2ml Sunfilm Face Gel SPF 30 or Sunfilm Face Bliss SPF 50+ depending on the skin type, the season and time of the session. (Duration: 1 minute)

Step 6: Home Daily Regimen

Morning:

- Folic Acid (B9) Serum
- Hydra Calming Cream

Night:


- Provital D3 Serum
- Hydra Calming Cream

Strongly recommend use of home regimen products during and in between treatments. Products should be used tactically until all contents (ex: Jar= 50ml) have been utilized.


Sensitivity Sensi Therapy

	Step	Product	Quantity/ application	Duration
1	Cleansing System	Sensitive Cleansing Gel	1ml	3 minutes
2	Enzymatic Exfoliating System	Exfoliating Enzyme Mask	1.5g	7 minutes
		Exfoliating Enzyme Lotion	3ml	
		Sensitivity Peeling	0.7-1ml	7 minutes
3	Hydra Calming System	Vitamin B Complex Serum	1ml	4 minutes
		Folic Acid (B9) Serum	1ml	
		Eye Shine Mask	2ml	15 minutes
		Azulene Calming Mask	5ml	
4	Hydra Protecting System	Provital D3 Serum	1ml	2 minutes
		Hydra Calming Cream	2ml	1 minute
5	Sun Protection	Sunfilm Face Gel SPF 30 or Sunfilm Face Bliss SPF 50+	2ml	1 minute


Home Daily Regimen: Morning - Night



Folic Acid (B9) Serum



Hydra Calming Cream



Provital D3 Serum